


豆粕1909(DCE m1909) 日线

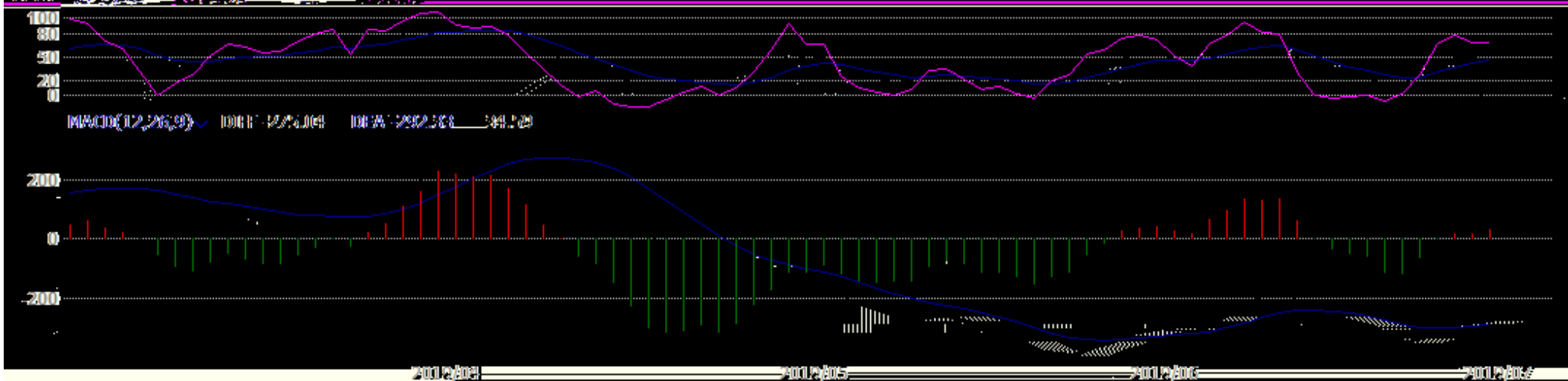
MA组合(5,10,20,60,120,250) MA5 2887.00 MA10 2892.30 MA20 2904.30 MA60 2753.60 MA120 2688.82 MA250 2833.10



郑棉1909(CZCE CF909) 日线



沪锌主连 (SHFE 2244) 日线

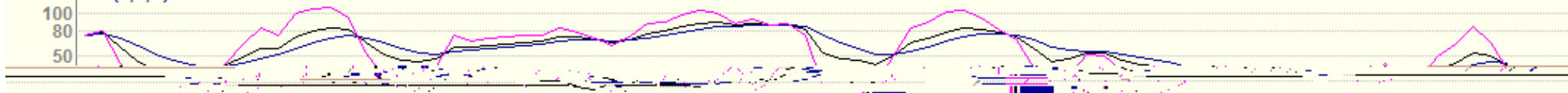


沪铝主连 (SHFE 2214) 日线

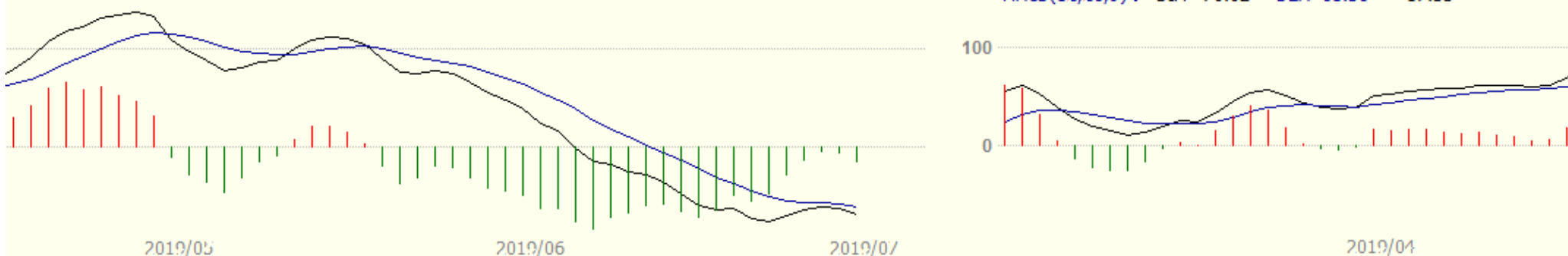
BOLL(26,26,2) MID 13987.12 TOP 14297.06 BOTTOM 13677.17



KDJ(9,3,3) K 37.71 D 40.77 J 31.59



MACD(12,26,9) DIFF -70.02 DEA -61.36 -17.33



2019/05

2019/06

2019/07

2019/04

沪铅主连 (SHFE 2895) 日线

BOLL(26,26,2) MID 16094.23 TOP 16323.40 BOTTOM 15865.06



沪铜1908(SHFE cu1908) 日线

MA组合(5,10,20,40,60,0) MA5 47030.00 MA10 46825.00 MA20 46588.50 MA40 47074.75 MA60 47850.67



6-28, 今日沪铜主力冲高回落, 上方承压5日均线和40日均线, MACD红柱实体持续收窄, KDJ指标呈现利空交叉, 技术面对铜价上冲缺乏进一步支撑。晚间等待外盘指引 测试沪铜能否站稳47000元/吨关口, 仅供参考。



十债主连 (CFEX 8805) 日线 97.605 0.065 / 0.07%

MA5: 97.403 MA10: 97.302 MA20: 97.200 MA30: 97.100 MA60: 96.900 MA120: 96.600 MA250: 96.300 MA500: 96.000

