

豆粕1909(DCE m1909) 日线

MA组合(5,10,20,60,120,250) MA5 2810.00 MA10 2800.70 MA20 2840.65 MA60 2785.75 MA120 2700.08 MA250 2820.81

3365

7月16日, 豆粕主力1909合约收于2813元/吨, 跌幅1.12%, 成交量萎缩, 持仓量略降, 隔夜美豆指数震荡回调, 国内粕类承压走低。技术指标上, 豆粕主力合约回踩5日、10日均线
的支撑, 20日均线



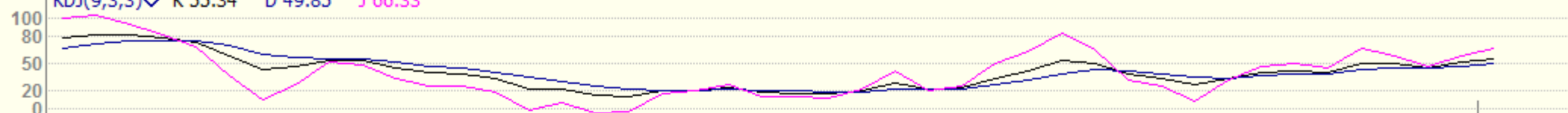
沪锌主连 (SHFE 2244) 日线



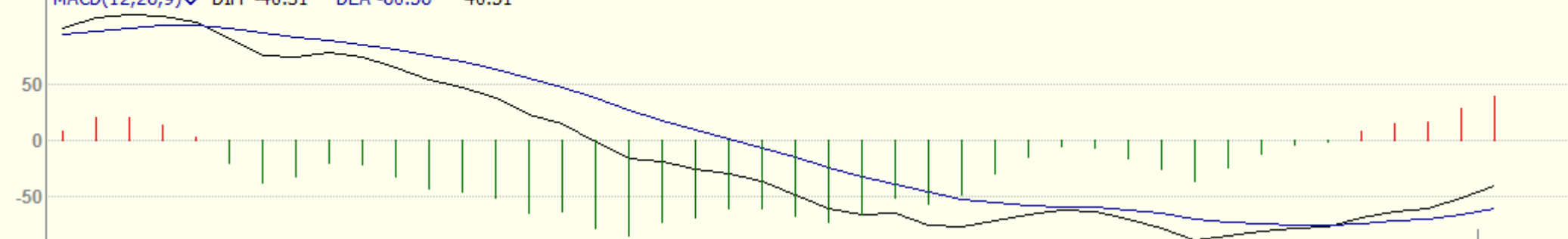
沪铝主连(SHFE 2214) 日线



KDJ(9,3,3) K 55.34 D 49.85 J 66.33



MACD(12,26,9) DIFF -40.31 DEA -60.56 40.51



2019/06

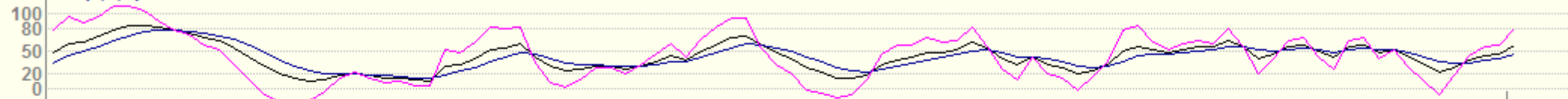
2019/07

沪铅主连 (SHFE 2895) 日线

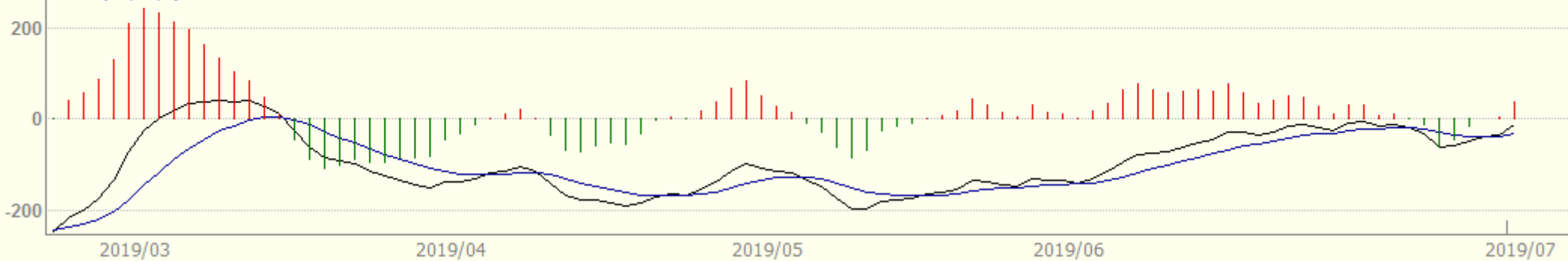
BOLL(26,26,2) MID 16096.35 TOP 16352.21 BOTTOM 15840.48



KDJ(9,3,3) K 57.35 D 46.33 J 79.41



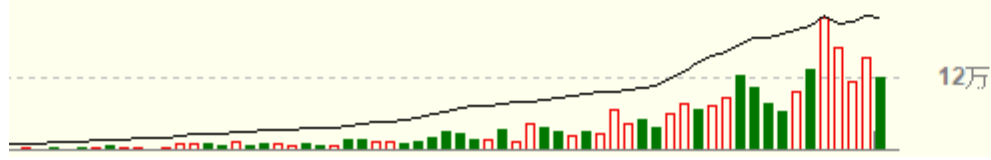
MACD(12,26,9) DIFF -12.75 DEA -33.03 40.55



沪铜1909(SHFE cu1909) 日线

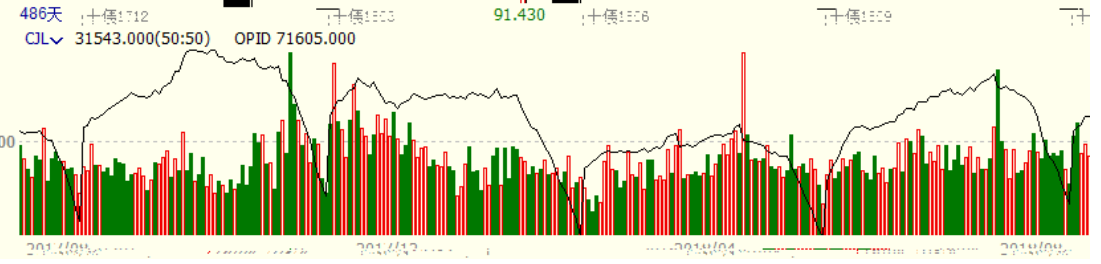
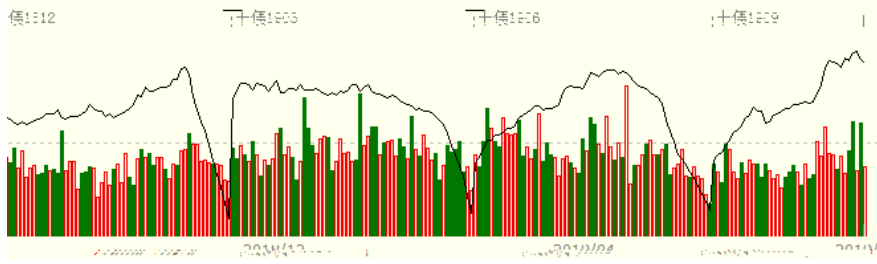
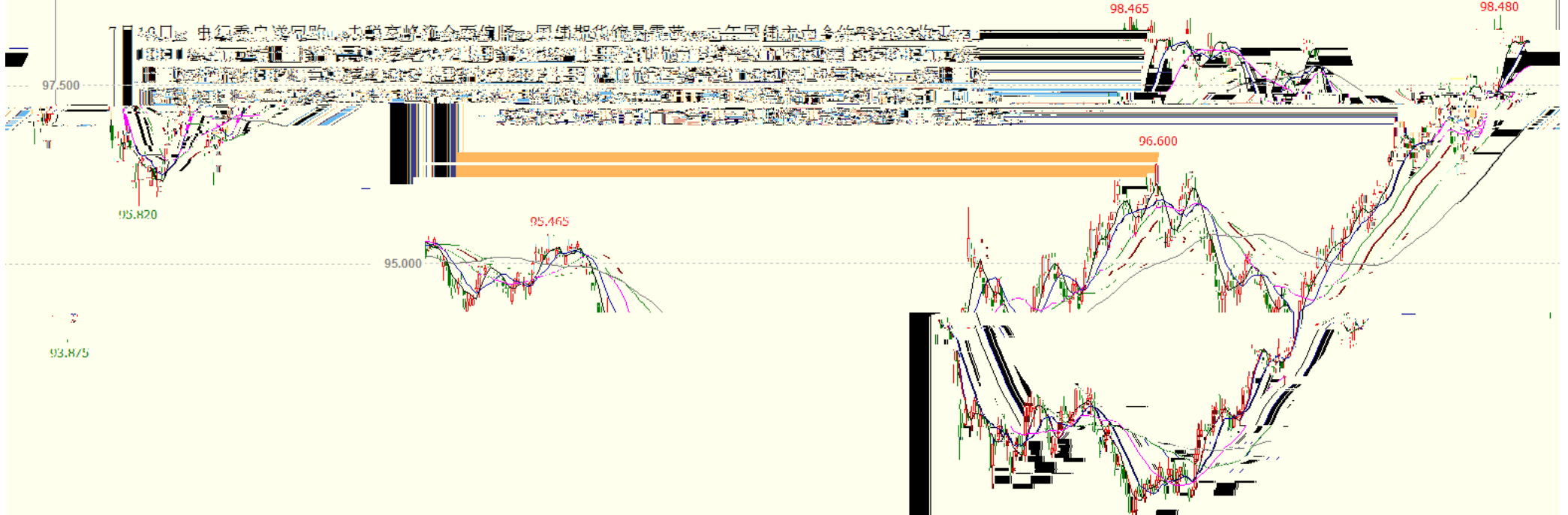


121524.00(51:49) OPID 244872.00



十债主连 (CFEX 8805) 日线 98.035 0.045 / 0.05%

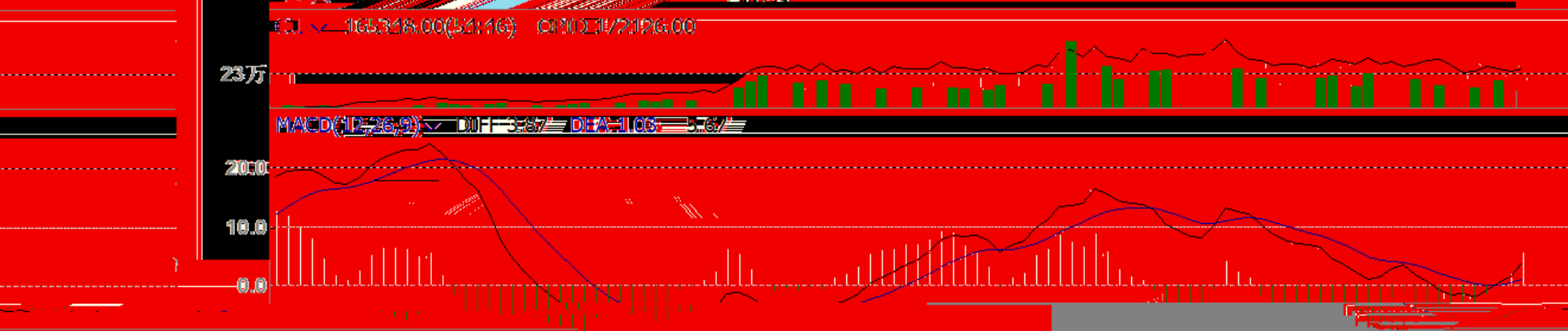
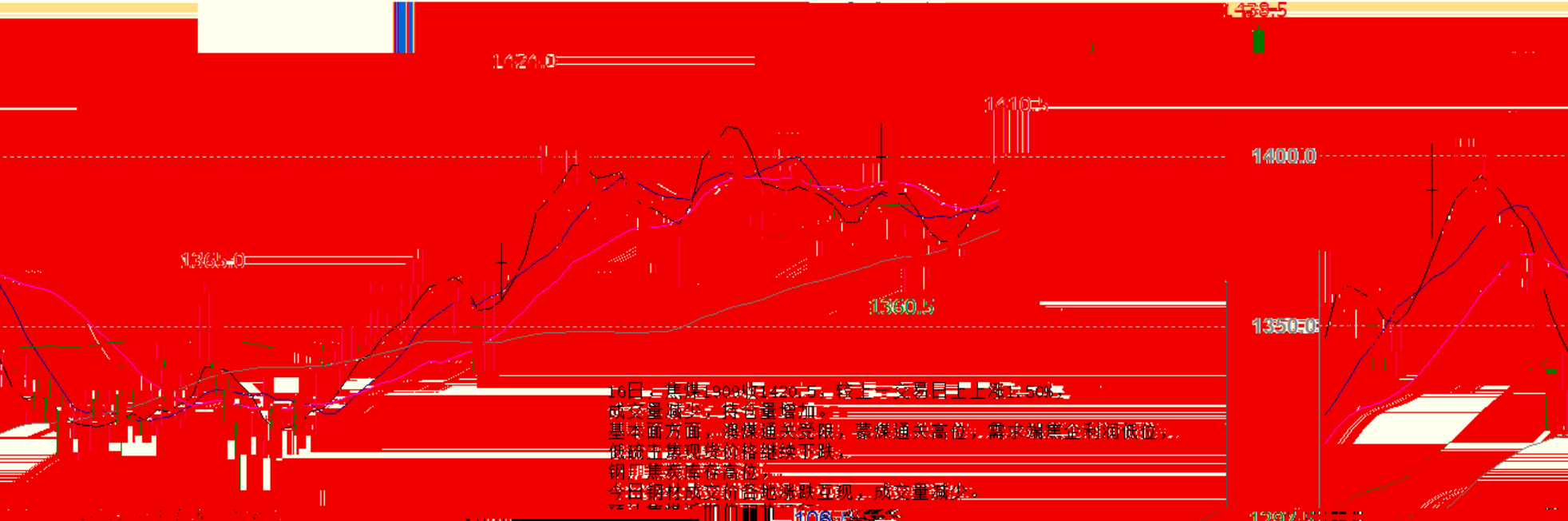
MA组合(5,10,20,40,60,0) MA5 98.108 MA10 98.115 MA20 97.787 MA40 97.446 MA60 97.225



486天 十债1712
CLV 31543.000(50:50) OPID 71605.000

焦煤1909(DCE jm1909) 日线

MA5 1376.19 MA10 1385.80 MA20 1387.53 MA40 1390.00 MA60 1390.20 MA90 1390.20



2019/05 2019/06 2019/07 2019/08 2019/09

