


K

豆柏1909 (DCB m1909)



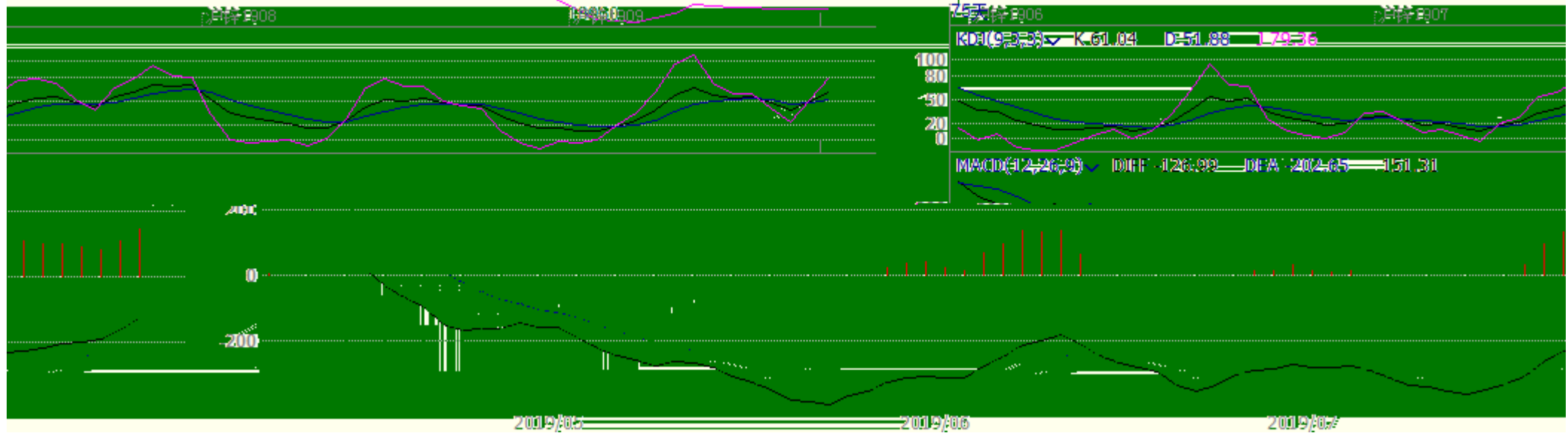
K



K

沪锌主连 (SHFE 2244) 日线

BOLL(26,26,2) MID 19466.92 TOP 20054.86 BOTTOM 18878.99



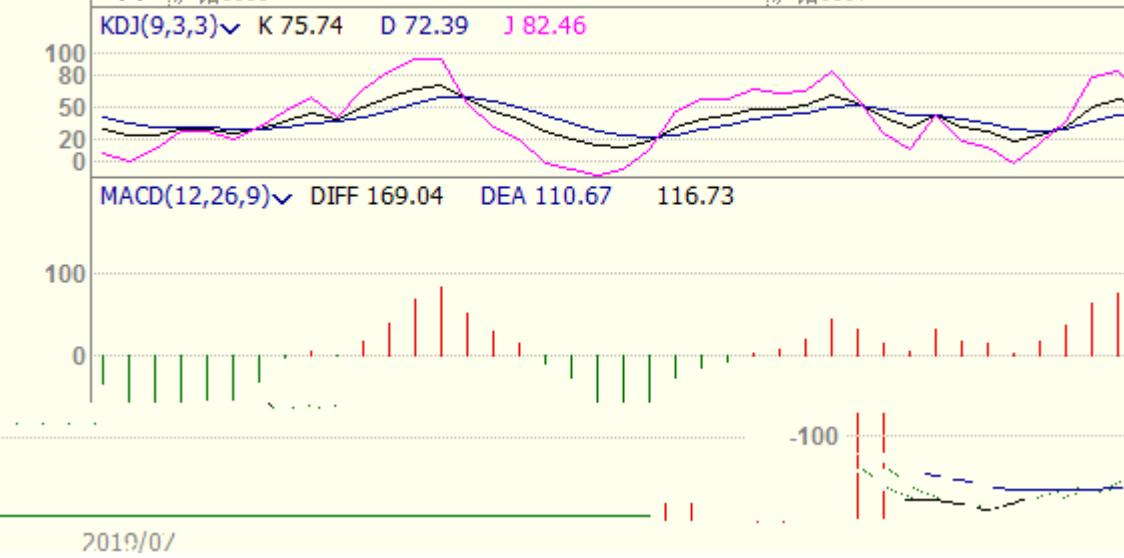
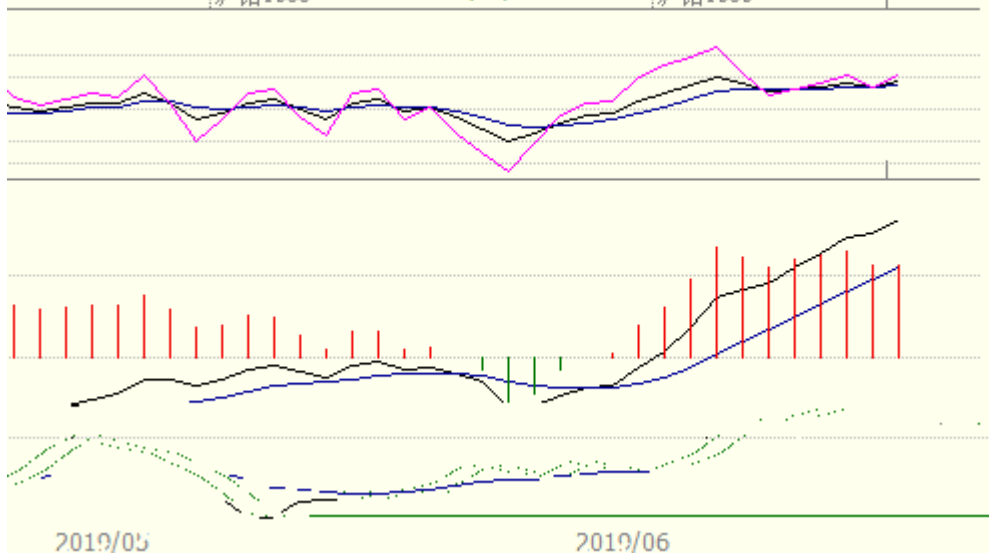
K

沪铝主连 (SHFE 2214) 日线



K

沪铅主连 (SHFE 2895) 日线



K

沪铜1909(SHFE cu1909) 日线

MA组合(5,10,20,60,120,250) MA5 47060.00 MA10 47162.00 MA20 46819.00 MA60 46963.17 MA120 48061.00 MA250 48559.24



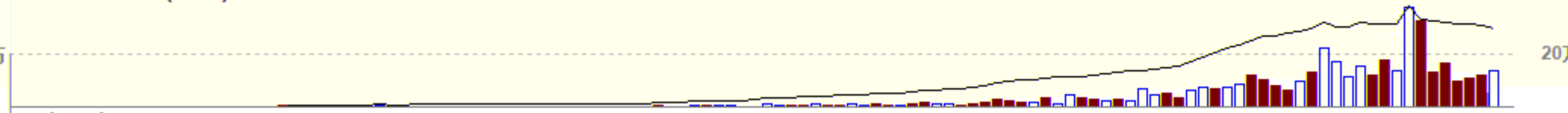
7-30, 今日沪铜主力收获小阳线, 结束6连阴, 并站上5日均线。
成交量增加, 持仓量减少, MACD指标暂维持偏多, KDJ拐头向上,
价格连续回调后有望企稳反弹。仅供参考。

45890

45640

123天

CJL 136426.00(52:48) OPID 231052.00

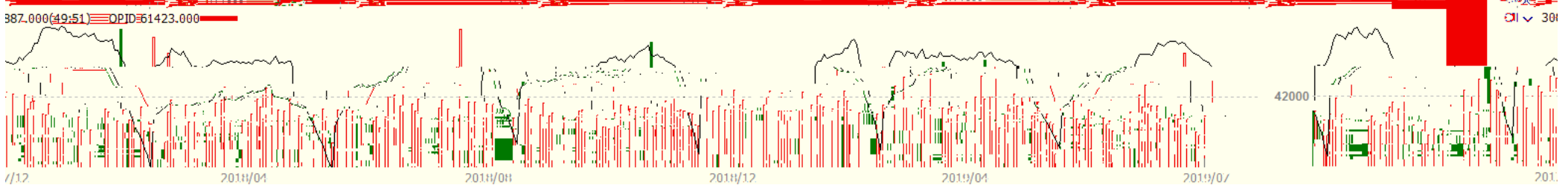


K

十债主连 (CFEX 8805) 日线 98.150 0.095 / 0.10%

MA组合(5,10,20,40,60,0) MA5 98.158 MA10 98.215 MA20 98.165 MA40 97.798 MA60 97.535

7月30日,中美开启为期两天贸易谈判,美联储议息会议临近,债市缺乏明显方向,国债期货窄幅震荡。



--

"

"



020-22139858



020-22139813



020-22139817



020-22139824

5

1007-1012

510623