

020-22139813

ETS 24
33
16% GDP GDP 54%

1/3

ETS

EU-ETS
EU-ETS

2005
EU-ETS

EU-ETS

2005 27 2020 GDP 39.63% CO2
30.52% 342.5%

EU-ETS

1
2

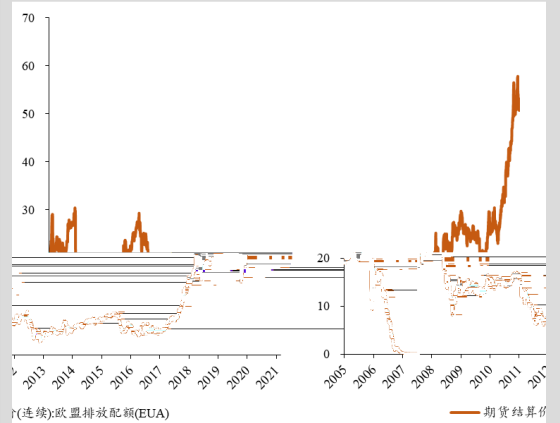
3

/

F3084112
Z0016329
wang.jingjie@gzf2010.com.cn

F03086901
Z0016570
hu.an@gzf2010.com.cn

F03086605
li.dai@gzf2010.com.cn



-20210716

	
ETS	1
ETS	1
	2
-	
EU-ETS	3
	4
	5
	6
	7
.....		
.....		
.....		

70

2050

CO2

ETS

ETS

ETS

/

/

/

/

1960

1997

(IET)

2005 1

10

2021 7 16

ETS

24

33

2021

2021

1

2021

(RGGI

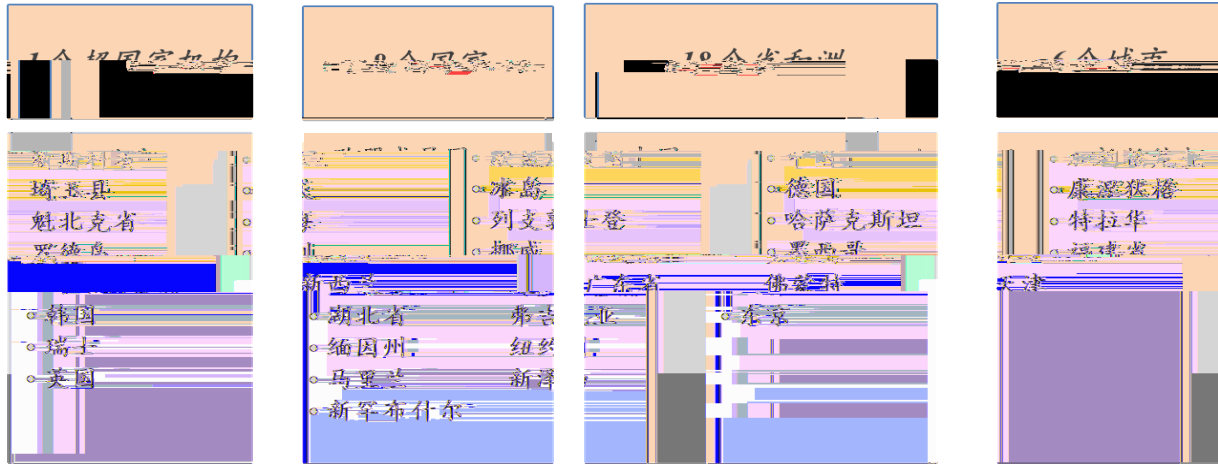
12

9

14

ETS


1



ICAP

2

ETS



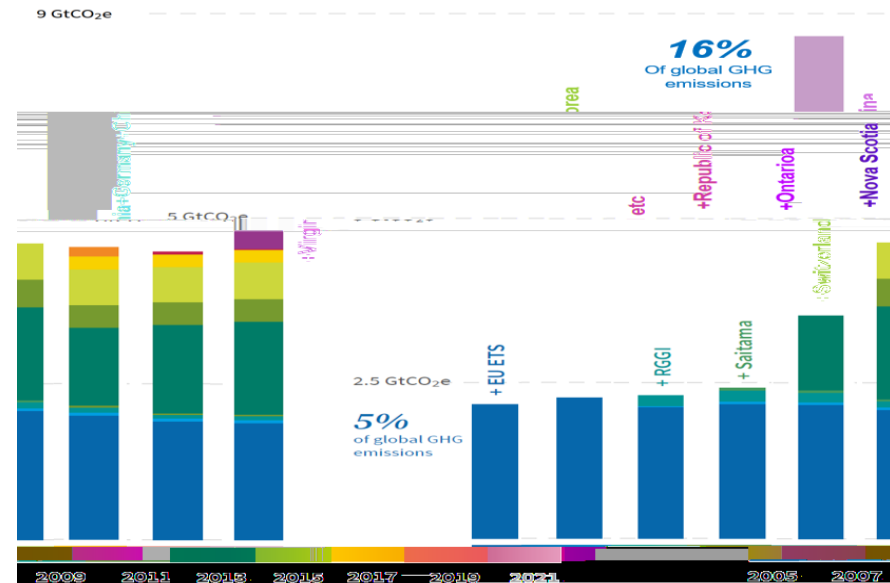
ICAP

GDP 2005 ETS GDP 2005 16% CO2 2021

54% 22 5% 83

16%

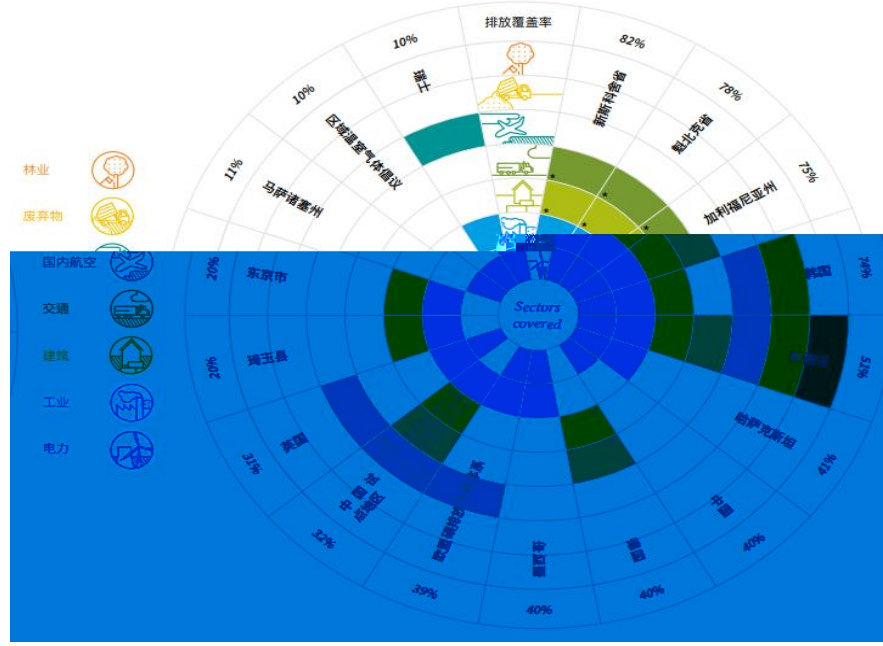
3 2005 ETS



ICAP

2021

4 ETS



ICAP

2021

EU-ETS

CO2 2003 10
2005

EU-ETS EU-ETS /

EU-ETS

5

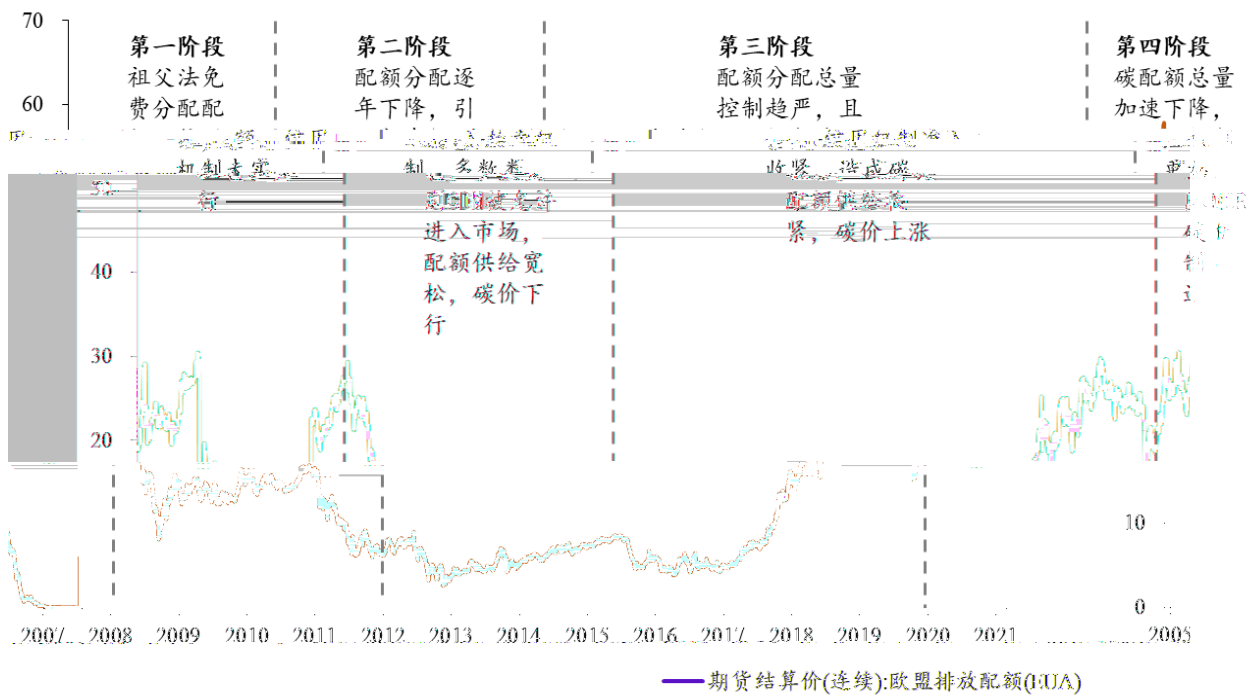
CER

CER

2005 EU-ETS
2005-2008
2005 20.96 CO2
CDM JI

		EU-ETS		MSR	MSR
2019	1	EU-ETS			
5	15	(TNAC)		TNAC	8.33
24%	2023	12%			12
		TNAC	4	1	
		2023			
		2021-2030	2021	15.72	CO2
2.2%					4300
		2030		57%	
10%			90%		
		2013	2005-2008	2008-2012	
			EU-ETS		
1					2
			3		
				4	MSR

6 EU-ETS



/ / /

2020

2020

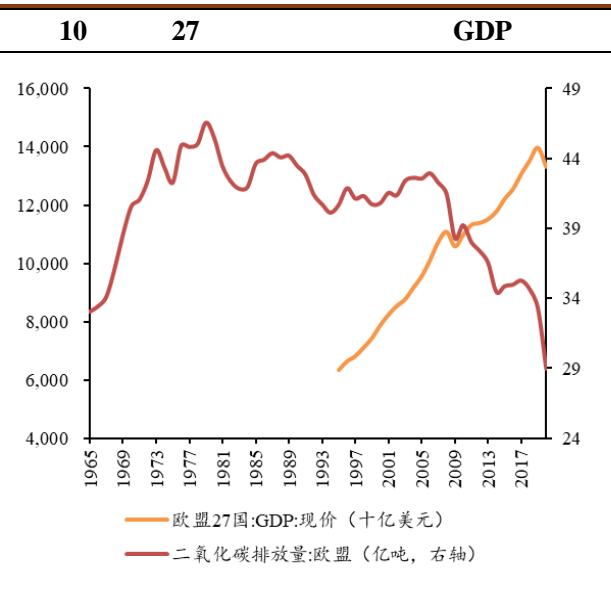
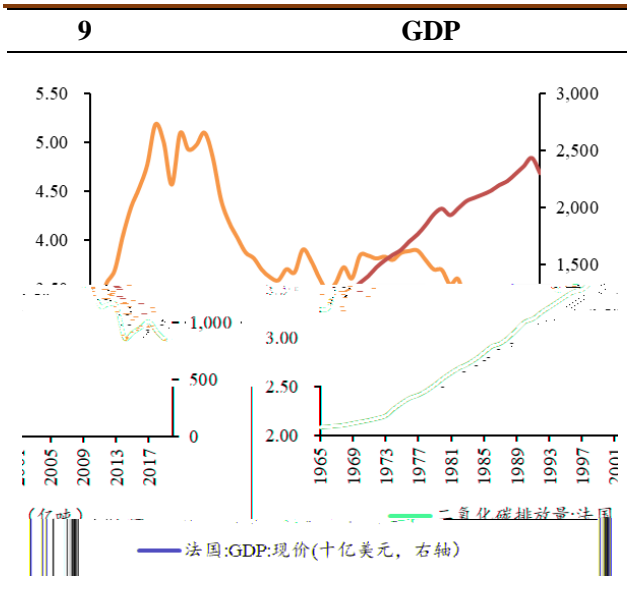
2013

2013

7 EU-ETS	8 2010-2020
Wind BP	2010

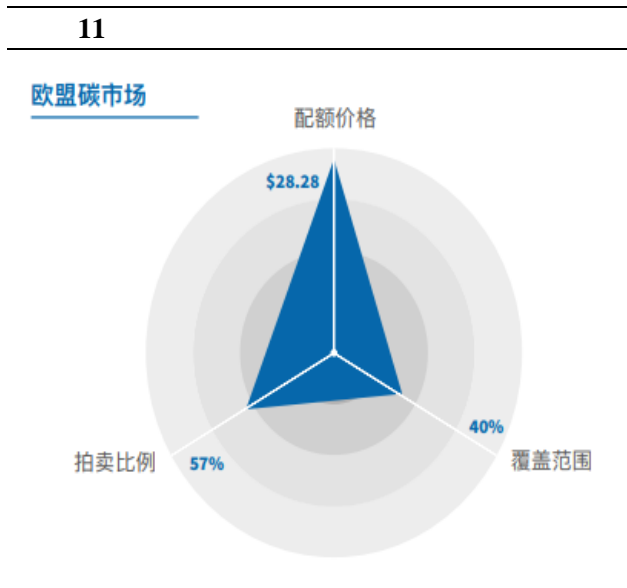
1
EU-ETS

2005




Wind

3



ICAP



EU-ETS

1

EU-ETS

2013

7

EU-ETS

2

EU-ETS

2060

3

/
