

2012 1497

020-22836116

F3022666

Z0013612

[xuky@gzf2010.com.cn](mailto:xuky@gzf2010.com.cn)

F3068041

[lei.lei@gzf2010.com.cn](mailto:lei.lei@gzf2010.com.cn)

67-80

1



1 70

2021.09.17

2022.10.09

2

3

5

4

1

2

.....	1
.....	2
.....	4
.....	4
.....	7
.....	9
.....	10
.....	11
.....	11
.....	12

S . /

/ 0

0 / . 1/2. 0-

2

01

2

1 1

1 LME 03 AHD



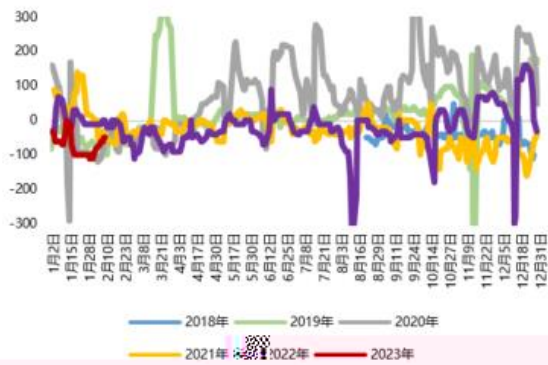
2 2304 K



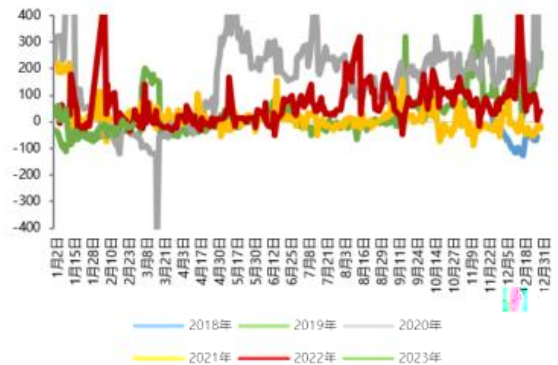
IFIND

EF >

3



4



WIND

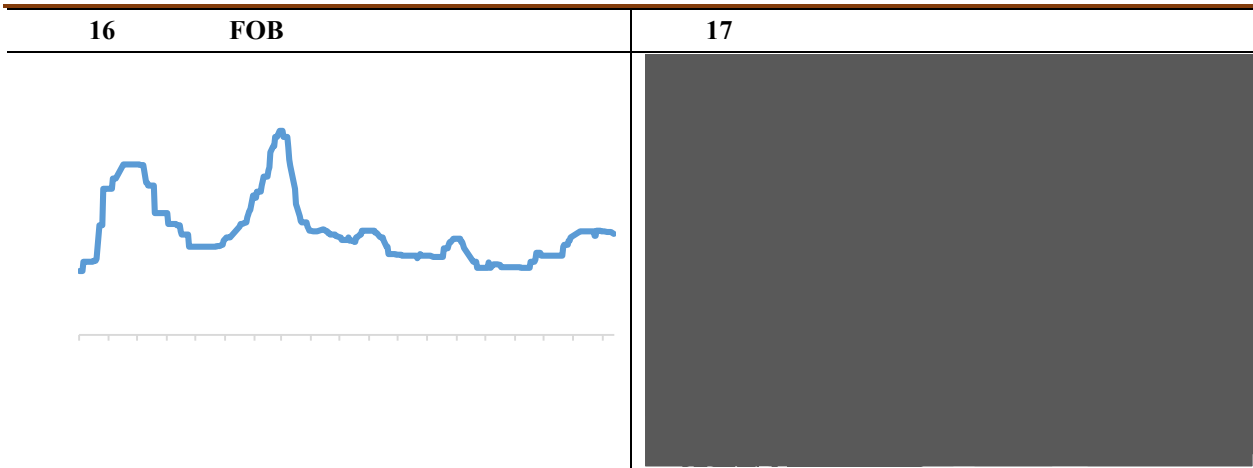
---

WIND

		IB	/ -	/	IB
0					
		2/	1	I >	. -
	.				. 0
		1	-	.	







	- 12	- 2
2		LF F
	/ 0 1	
/ 1	1	

<b>18</b>	<b>19</b>

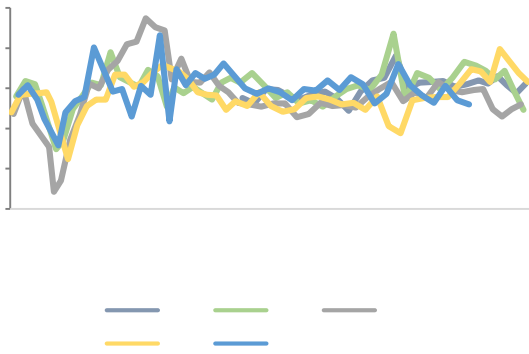
Wind

<b>20</b>	<b>SHFE+LME</b>	<b>21</b>

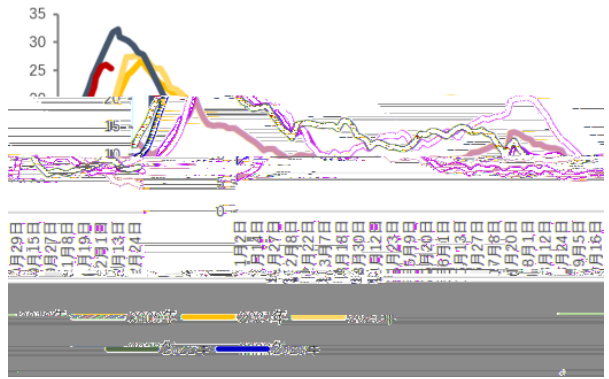
Wind



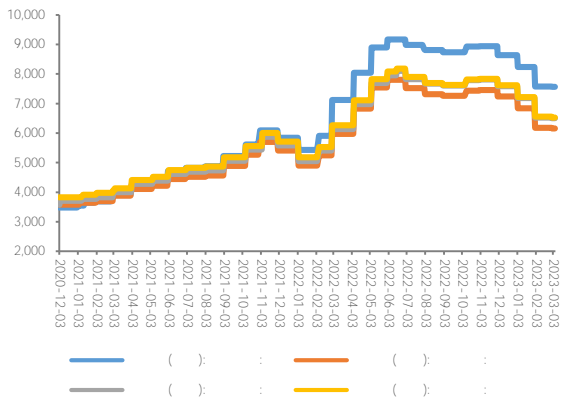
22



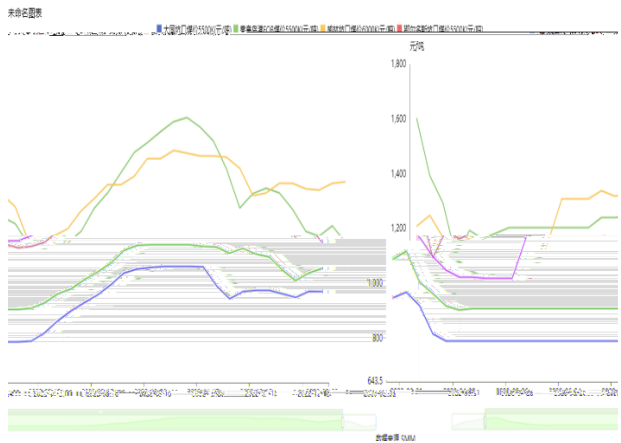
23



24




25



SMM

26



- 21 2

1 -

0

27 2022

1-11

排名	地区	产量	同比 (%)
1	山东	1234.97	1.28
2	河南	985.69	7.05
3	广东	498.91	8.43
4	江苏	362.40	-10.41
5	广西	241.98	2.23
6	浙江	223.98	-6.75
7	重庆	218.68	9.13
8	内蒙古	190.44	-14.03
9	四川	167.85	6.80
10	新疆	165.60	-6.06
11	江西	162.29	26.49
12	甘肃	147.27	4.37
13	青海	141.79	4.61
14	福建	132.60	-10.07
15	湖北	115.55	-3.18
16	湖南	89.47	7.00
17	辽宁	80.59	-8.98
18	云南	76.63	49.17
19	天津	70.96	36.88
20	河北	62.63	-1.11
21	安徽	59.42	-31.73
22	宁夏	55.73	20.00
23	上海	42.83	-7.11
24	陕西	39.65	27.37
25	山西	30.71	-28.53
26	贵州	20.22	48.04
27	吉林	10.96	3.09
28	北京	0.11	87.90

/

0

---

28 2021

---

1

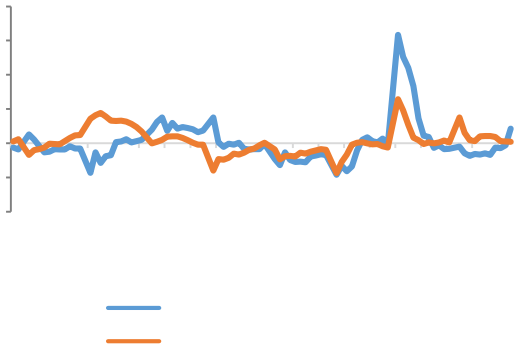
0

2

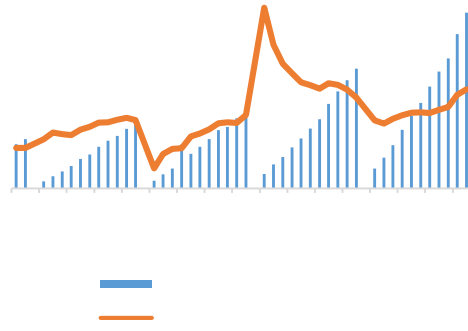
3

/

31



32



Wind

/ 0 1

1

33

2304



P 16



1 1 1  
 2/

/12 . .	.0 121 2/ -	. /211 .1/	. . /1 1
/2		.1	122
.		0 0	
0.0 1100 ///	0. 1 .	0.0 1100 111	0/2 2 .21
1	0 - 0 .	.0 /	.
2. 1-	0/ 1 1. .	0.1 0 0/	/ 110.1.
.	-	/	0
/ .	/	-	1 1
/ / . 1	0.2 2	. 1. 1 22	0 1/. 1
- .	2 -	1	1
	- 2	2 /	
. 11/201	1 1 020.0	1 / .1	1 / ..
/	- / 1	/	/
1 1			
1 / 1	1 / 1.	. 2 /.	11 0
/	/		