







01



02



03



04



05



稳健 专业 协同 创新 以奋斗者为本



DCE 2401

DCE 2401

✓

✓



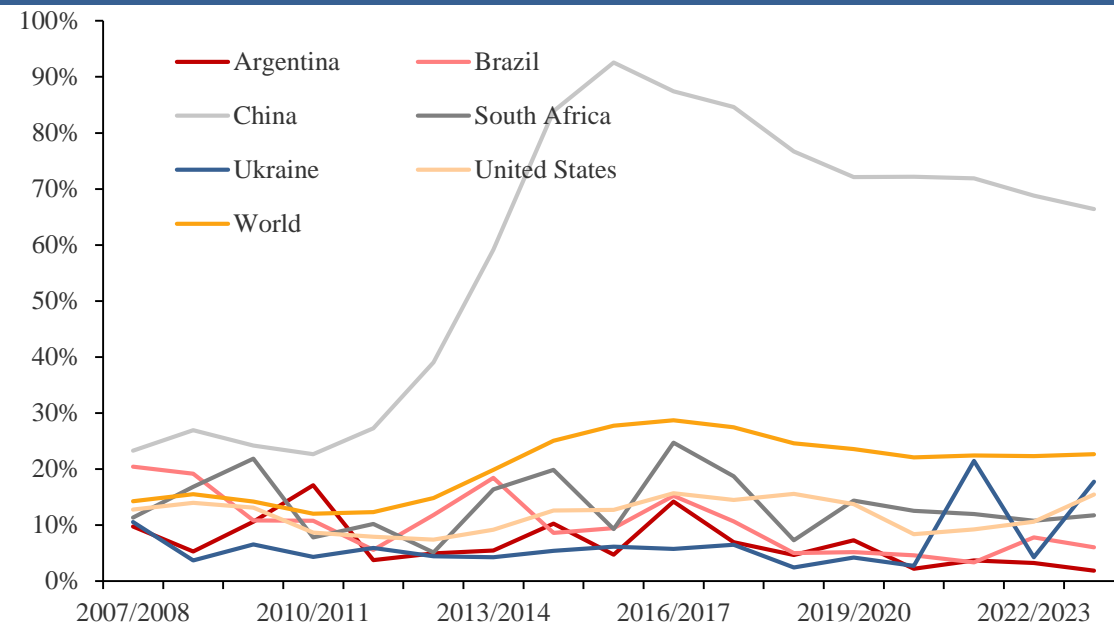
稳健 专业 协同 创新 以奋斗者为本



Table header area with a dark blue background.

307384	292882	310239	310539	300	297916	299469	1553
1128968	1218712	1151780	1155622	3842	1213501	1214288	787
184751	184438	173842	175600	1758	187108	187118	10
182726	206593	177503	181662	4159	196189	196189	0
723964	745216	730138	730643	505	756692	756102	-590
421531	433684	430304	429987	-317	434595	434599	4
1145495	1178900	1160442	1160630	188	1191287	1190701	-586
292882	310539	297916	299469	1553	311049	313985	2936
22.05%	22.41%	22.27%	22.31%	0.04%	22.42%	22.64%	0.22%

Line chart header area with a dark blue background.

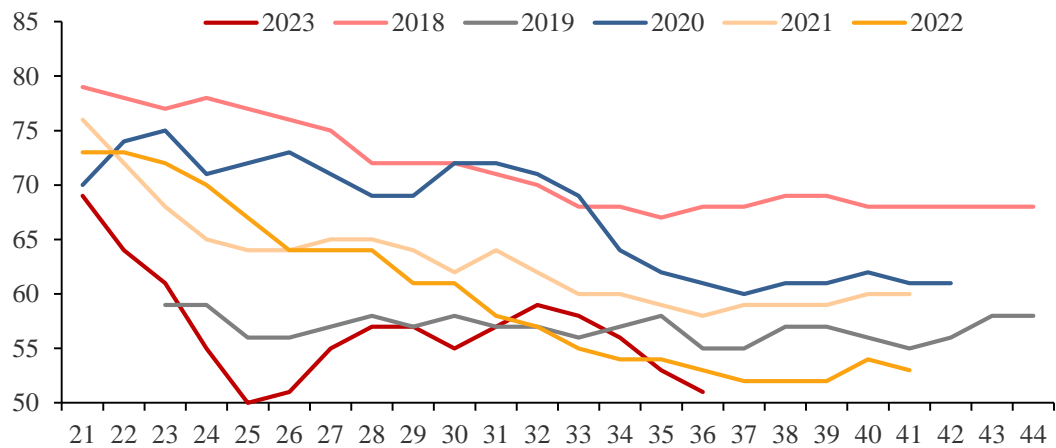
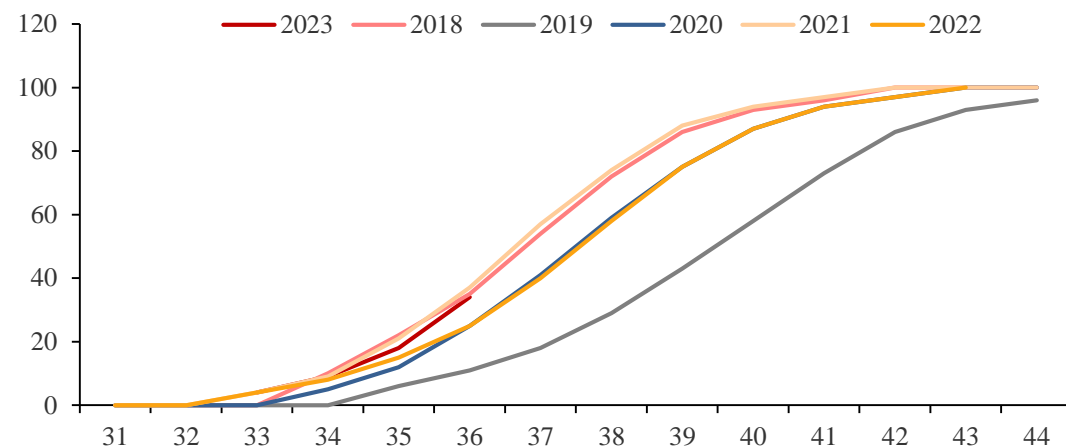
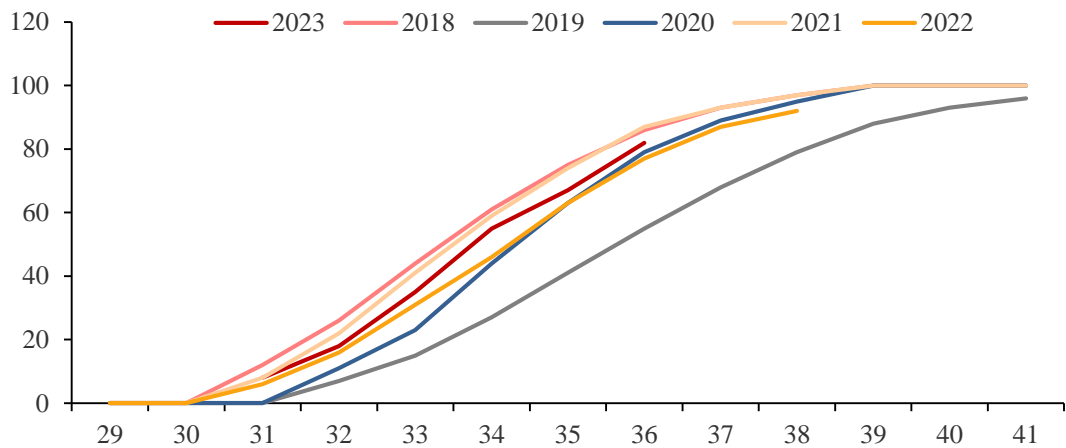



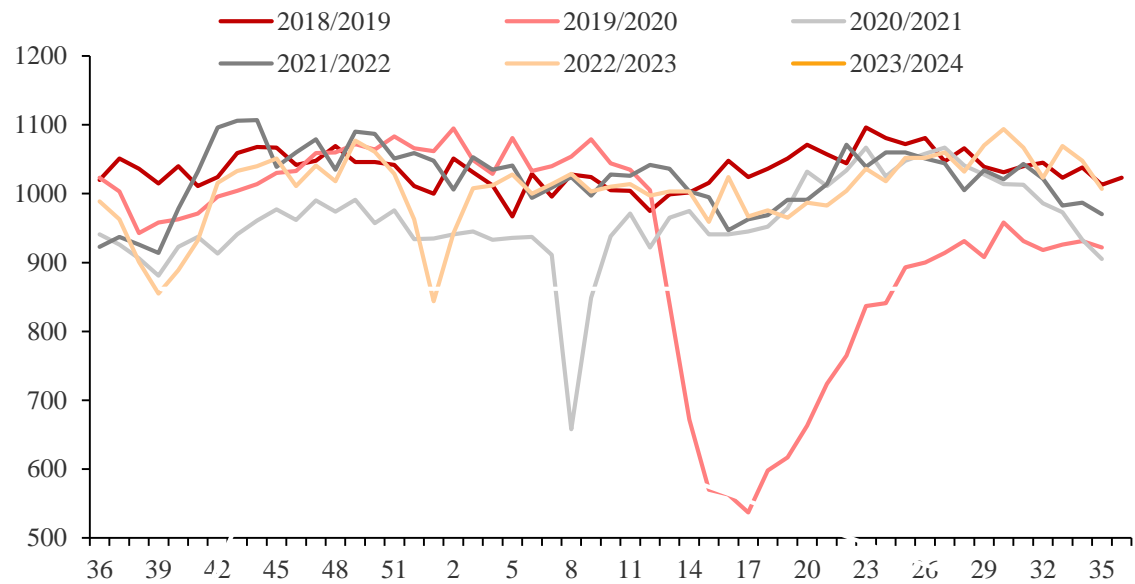


48757	31358	34975	34975	0	37000	36873	-127
358447	382893	348751	348751	0	383832	384419	587
616	615	889	1016	127	635	635	0
69775	62802	41277	42293	1016	52072	52072	0
142428	145434	137801	137801	0	142882	142882	0
164259	171655	168537	167775	-762	170570	170569	-1
306687	317089	306338	305576	-762	313452	313451	-1
31358	34975	37000	36873	-127	55943	56404	461
8.33%	9.21%	10.64%	10.60%	-0.04%	15.30%	15.43%	0.13%

1478	832	7593	7593	0	1393	1413	20
30297	42126	27000	27000	0	27500	28000	500
21	15	0	20	20	0	20	20
23864	26980	28000	28000	0	19500	19500	0
5900	7200	4000	4000	0	4500	4500	0
1200	1200	1200	1200	0	1000	1000	0
7100	8400	5200	5200	0	5500	5500	0
832	7593	1393	1413	20	3893	4433	540
2.69%	21.46%	4.20%	4.26%	0.06%	15.57%	17.73%	2.16%

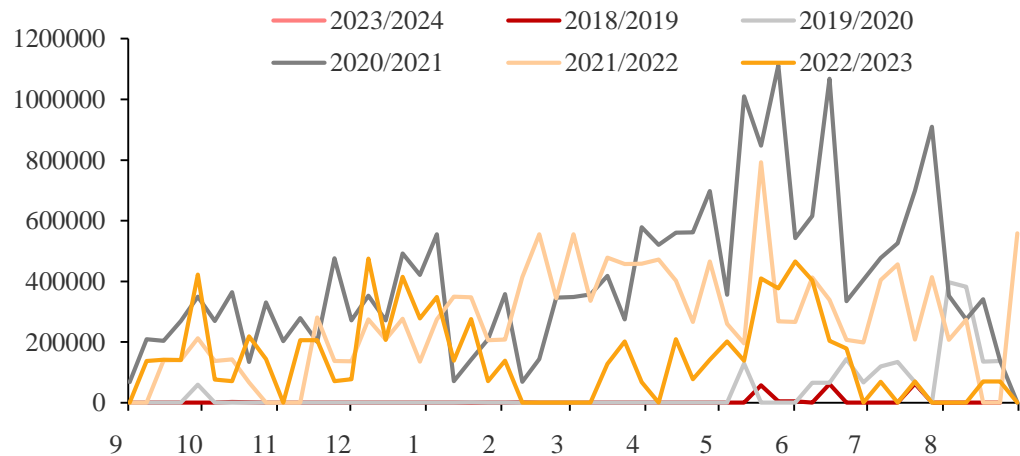
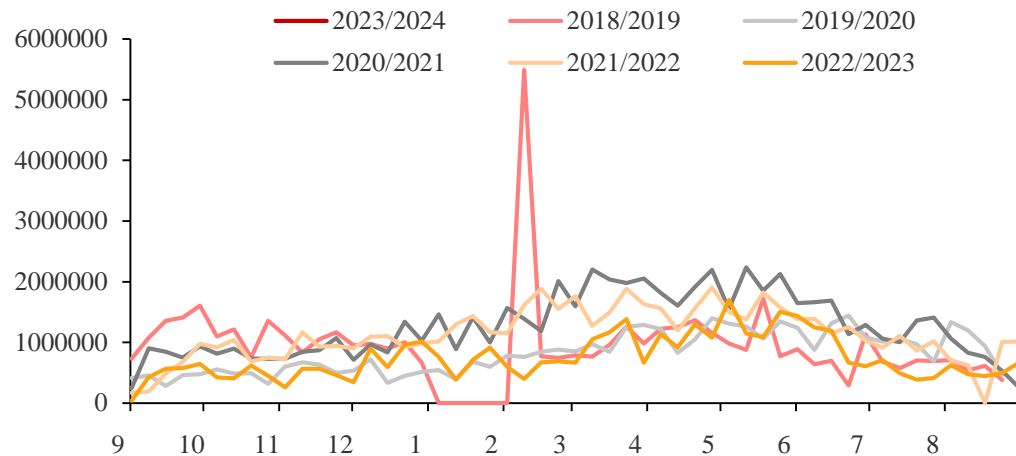
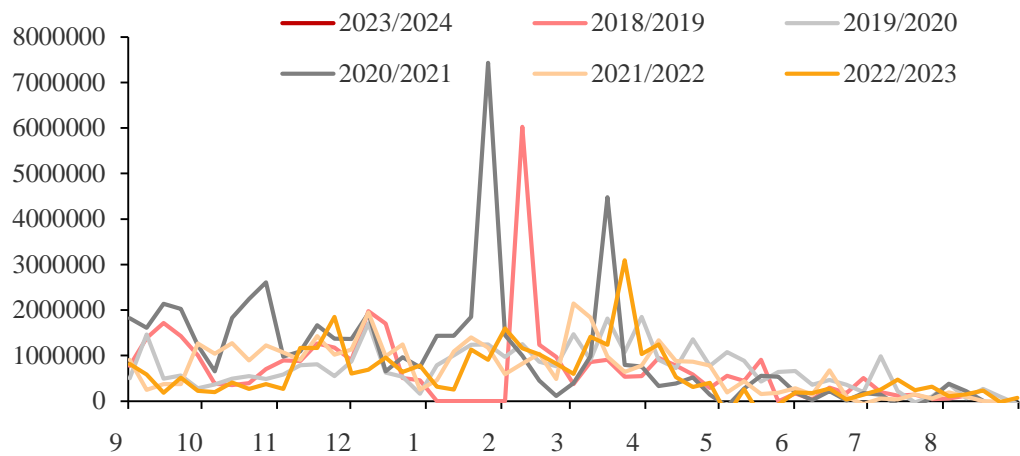



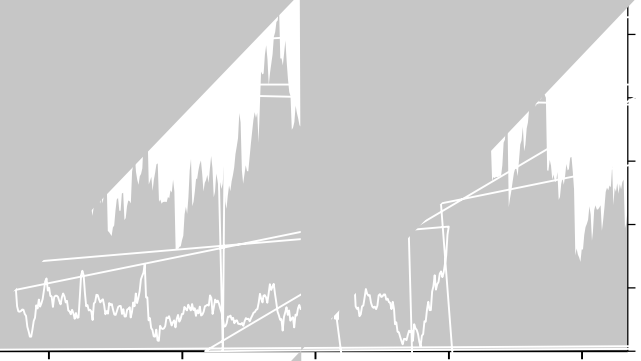




✓

✓



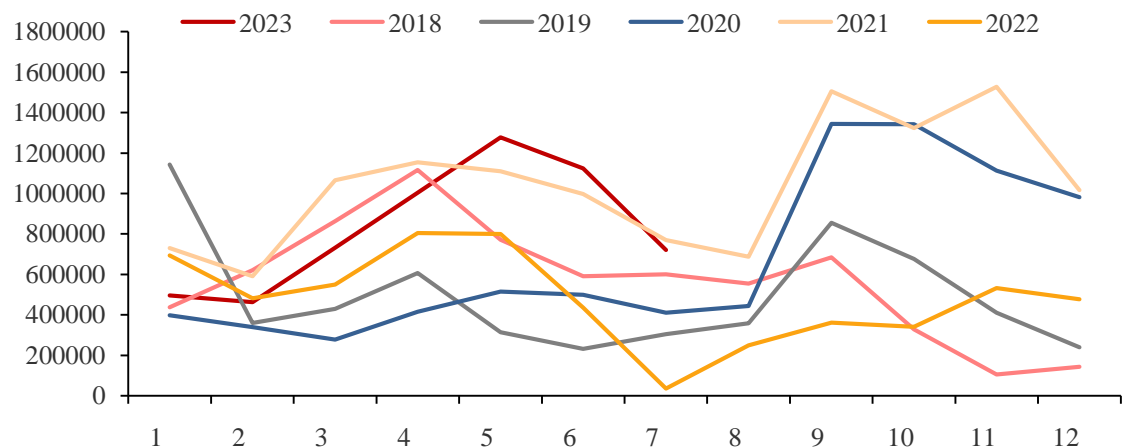
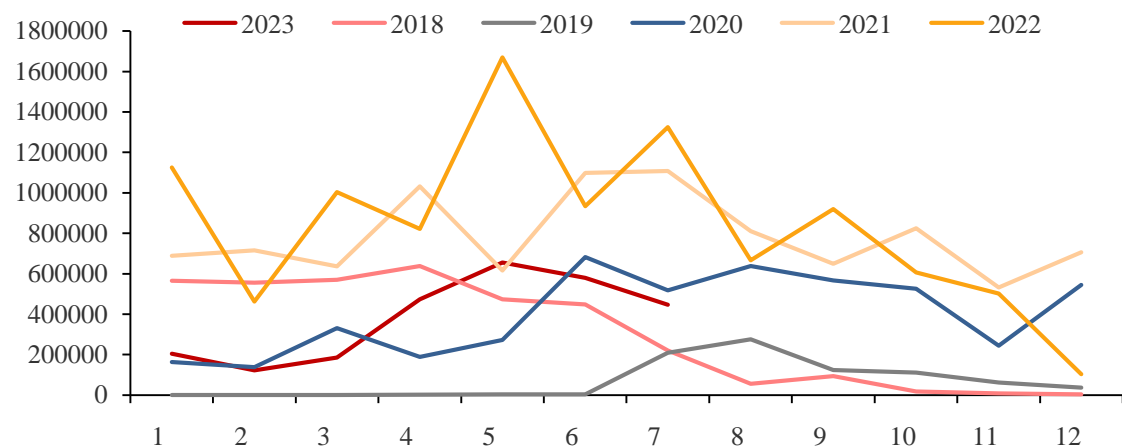
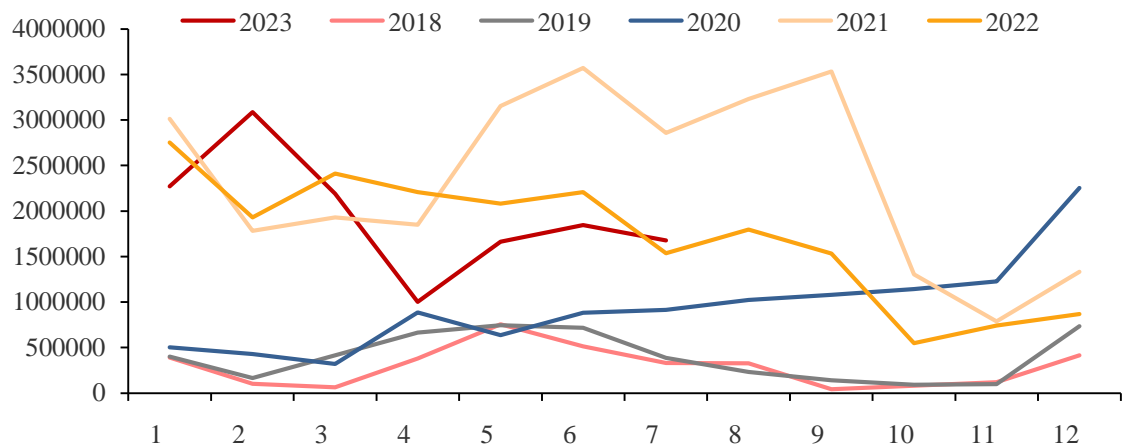


30040050060070080090010000001200000140000016000001800000




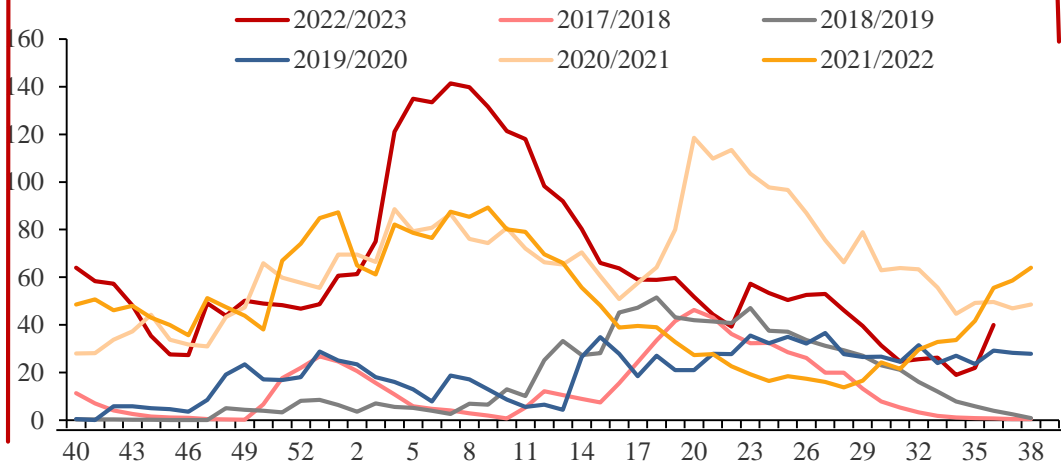
	2014/15	2015/16	2016/17	2017/18	2018/19	2019/20	2020/21	2021/22	2022/23	2023/24
	100.9	178.4	260.7	250.0	195.0	146.9	94.4	101.1	106.3	92.2
	249.8	265.0	216.0	196.0	201.0	196.0	191.0	216.0	216.0	236.0
	133.0	137.0	169.5	185.0	174.9	182.0	205.0	200.0	205.0	200.0
	63.0	64.0	74.0	83.0	86.0	85.0	88.0	85.0	85.0	85.0
	196.0	201.0	243.5	268.0	260.9	267.0	293.0	285.0	290.0	285.0
	53.8	64.0	-27.5	-72.0	-59.9	-71.0	-102.0	-69.0	-74.0	-49.0
	5.3	3.2	2.5	3.5	4.5	7.6	29.6	21.9	17.0	12.0
	8.6	5.9	8.1	8.1	5.2	6.0	12.1	8.3	9.0	12.0
	9.1	8.3	5.2	4.4	0.7	3.7	8.7	11.0	5.0	10.0
	5.0	5.0	5.0	5.0	5.0	5.0	43.0	15.0	25.0	15.0
							25.0	28.0	10.0	10.0
	23.7	18.3	16.7	17.0	11.8	18.5	108.7	74.3	59.9	52.3
	178.4	260.7	250.0	195.0	146.9	94.4	101.1	106.3	92.2	95.5
	162.1	251.5	214.0	114.0	92.0	15.0	23.0	33.0	33.0	33.0
	16.3	9.2	36.0	81.0	54.9	79.4	78.1	73.3	59.2	62.5






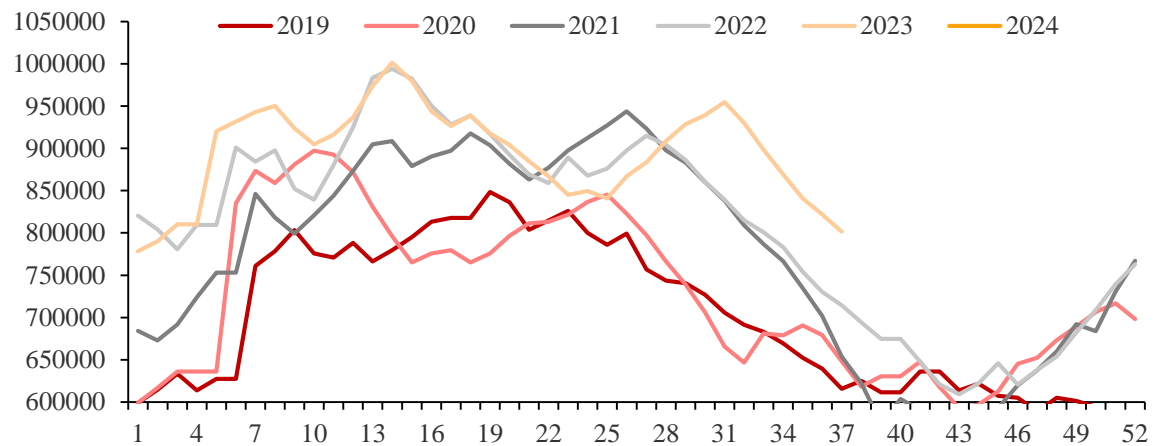
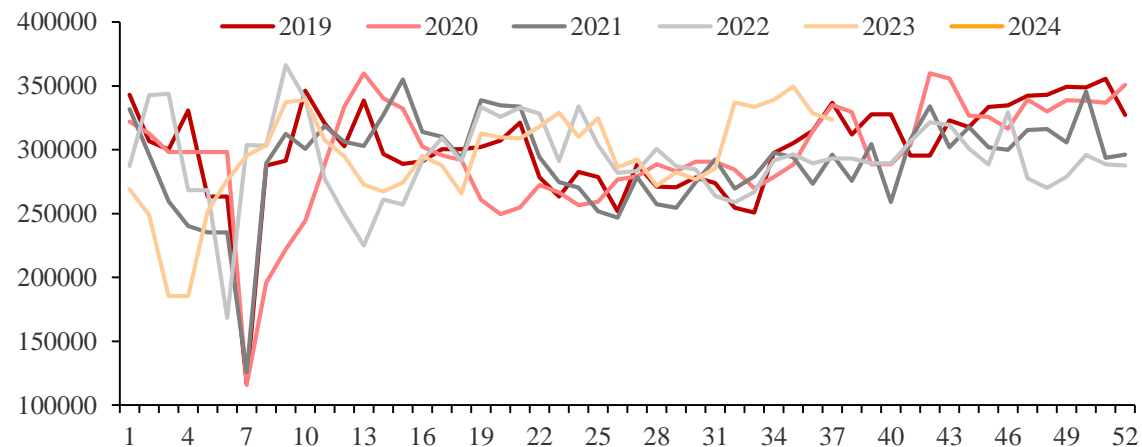
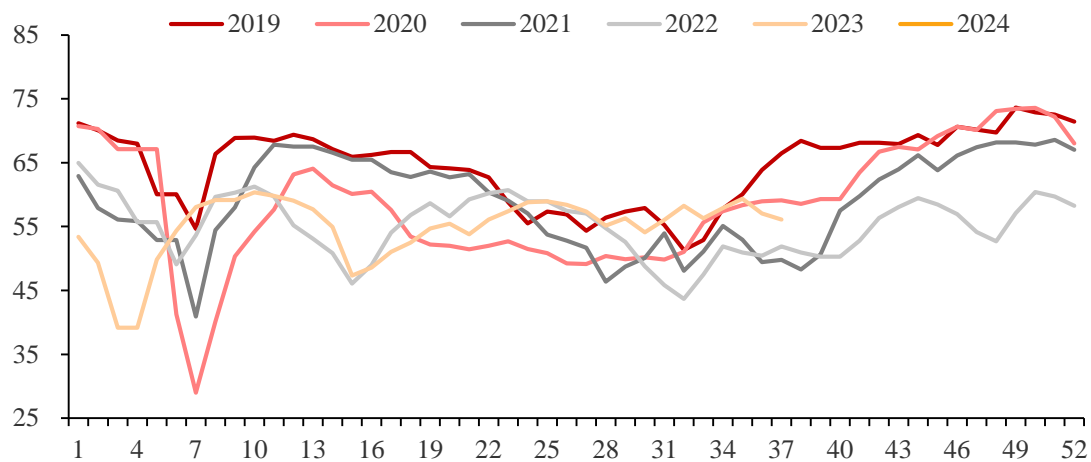








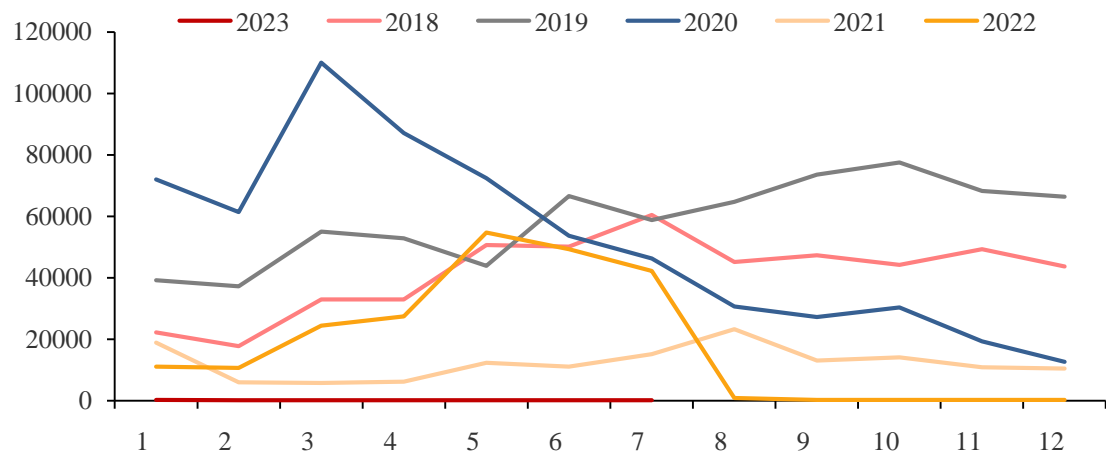




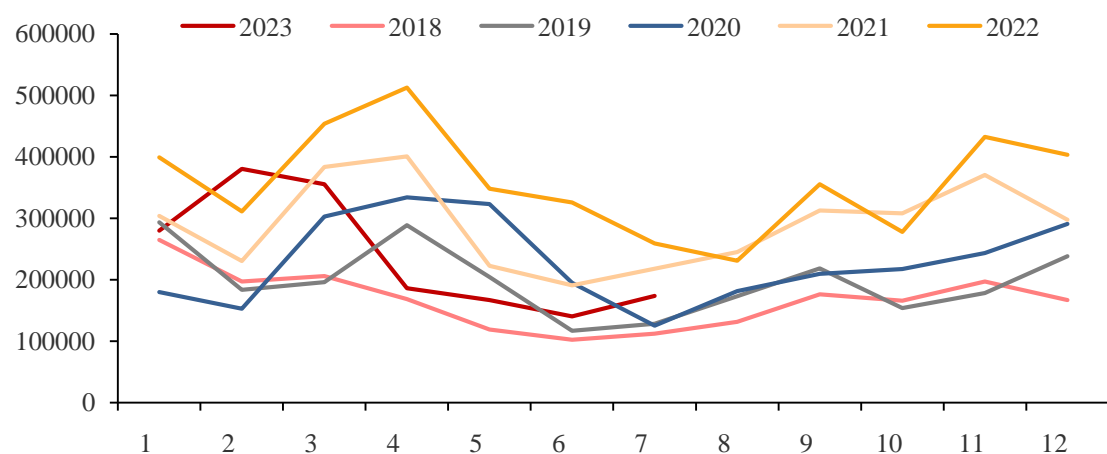
- ✓
- ✓
- ✓



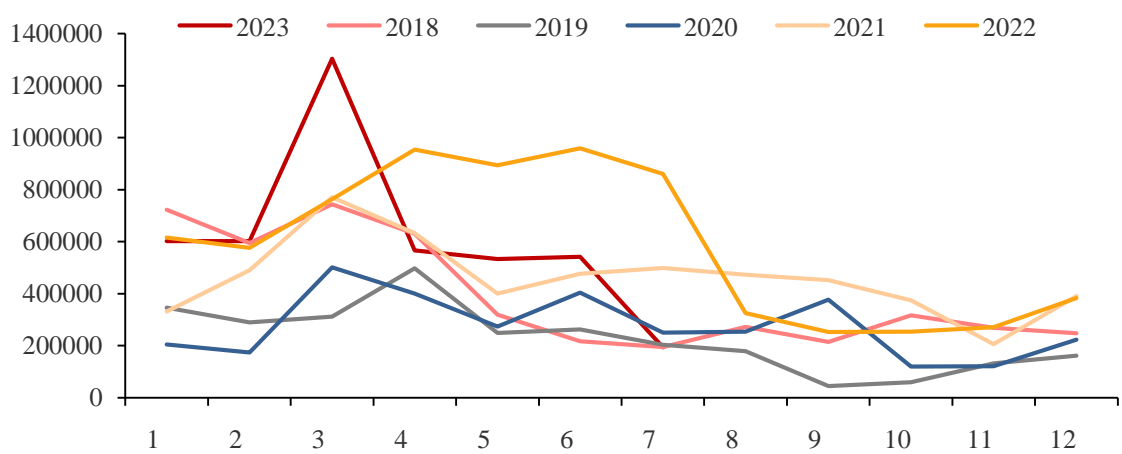
Line chart header for the top-left chart.



Line chart header for the top-right chart.




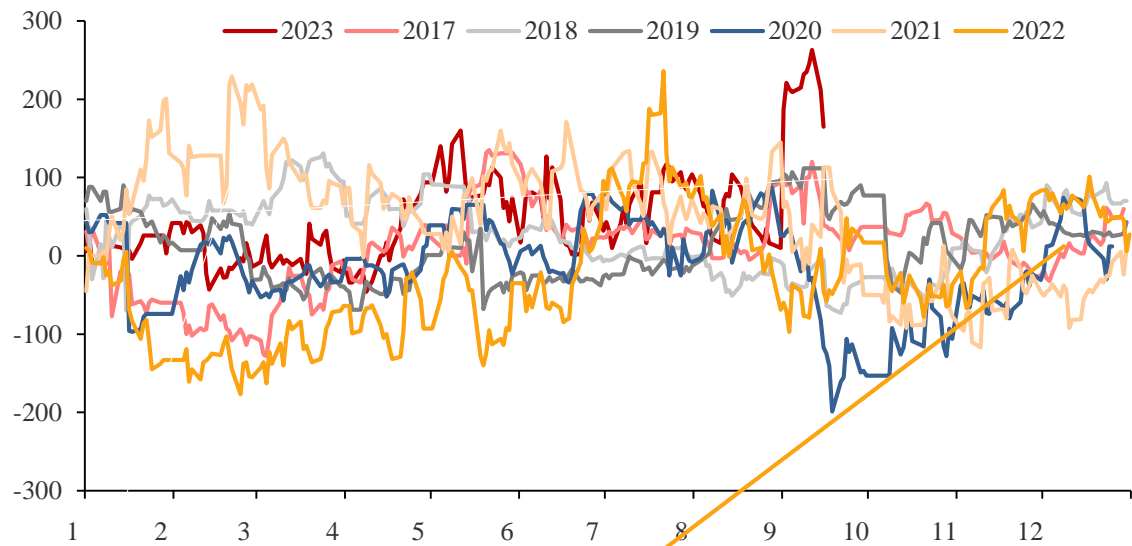
Line chart header for the bottom-left chart.



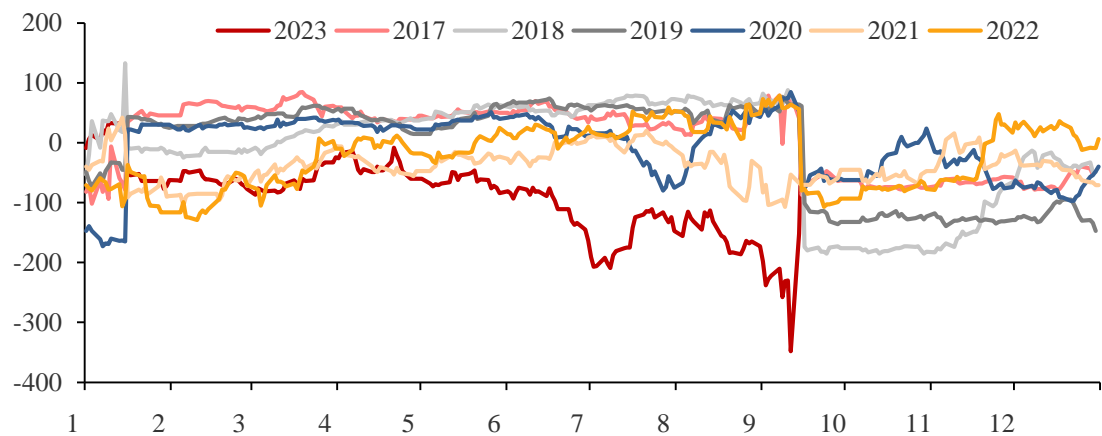
- ✓
- ✓
- ✓



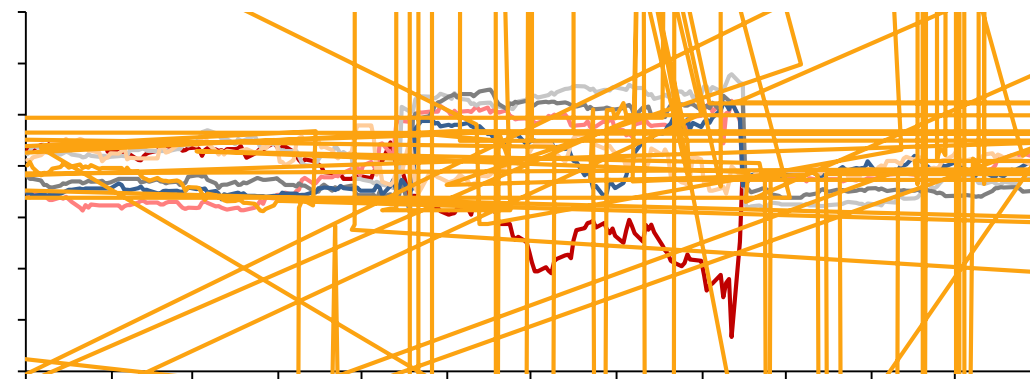




1-9

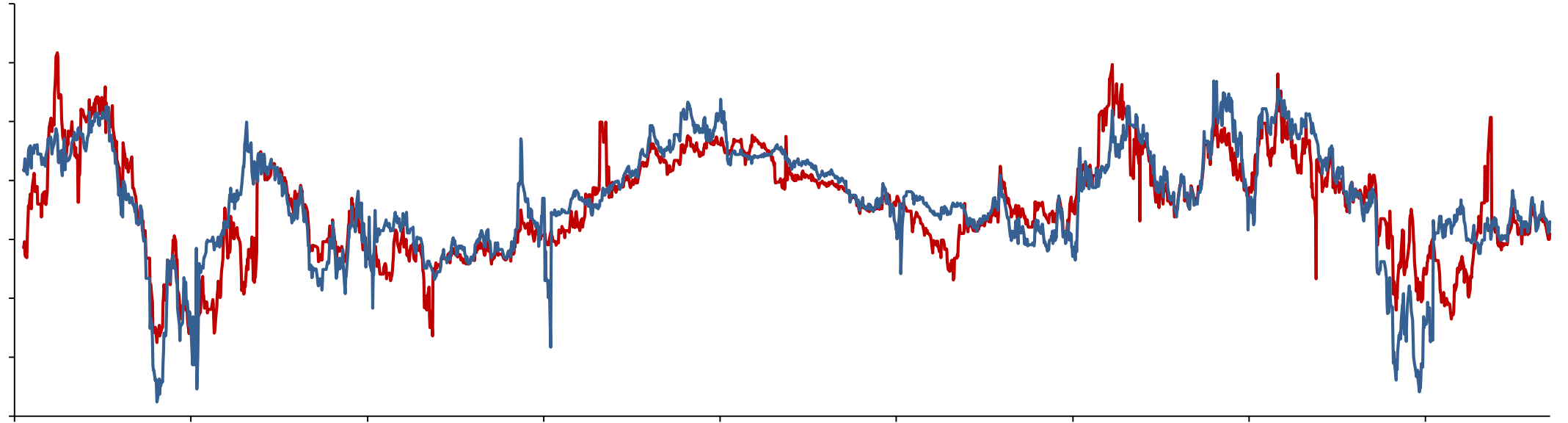


5-9



1-5

- ✓
- ✓



✓

M

a! aZ ha Zm ! ! a

021- 68905325 12 15 03 69 1	0571-89809624 2 1301 111	028-83279757 12 6 802 4	021-50568018 899 1201- 1202
0757-88772666 28 2 2301 2302	0755-83533302 A 704A 705	0757-88772888	0769-22900598 1501B 2
020-31953184	0763-3808515	0758-2270761	020-61887585 8 803B 171
010-63360528	027-59219121 A 14 1401-9 193	0531-66671202	0371-86533821 80 1 2 23 2301
0532-88697833	020-22836158 6 1	020-22836155 6 1	020-22836182 6 1
020-22836185 6 1	021-50390265 388 701		



稳健 专业 协同 创新 以奋斗者为本



广州期货股份有限公司